



CERRATO®

CHIUSURE METALLICHE

**CELLAR AND
MULTIPURPOSE
DOORS**

Ease of operation and resistance
challenging time.

www.cerratospa.com

CERRATO COMPANY

Cerrato company extends over a covered area of about 7.200 sq. mt, it avails itself of 40 expert collaborators and is one of the leading companies in southern Italy manufacturing metal closing systems, with a distribution covering the whole national territory and with commercial agencies based in Rome, Milan and Turin.


The history of Cerrato company dates back to about one hundred years ago, with the forefather Giovanni, a simple blacksmith forging locks and latches, started the business, developing that know how which since then is handed down from father to son. In the '70s, with the brothers Mario and Antonio, there was a turning point in the company's development, with the transformation of the old business of iron working into the industrial manufacturing of closing systems of any kind.

Gates, shutters and doors are manufactured using a technology and materials of a quality higher than standards, this is a virtue that a lot of our customers have recognized over years and for which they continue to choose Cerrato metal closing systems.

Today the company is represented by the young men Orlando and Giovanni Cerrato, who with the same temper of their grandfather and their parents, continue to manage their business in an innovative and efficient way, after having transformed it, in 2011, into **Cerrato chiusure metalliche S.p.A.**

Since 2013 the company has got a modern painting plant which allows to carry out any possible painting processes in its own premises, under the utmost safety, and with an optimization of times and costs and a minimum environmental impact thanks to its powder recycling plant.

Our secret is in our commitment to doing our work at best.





CELLAR AND MULTIPURPOSE DOORS

Light and reliable, Cerrato cellar and multipurpose doors have been designed for the closing of small rooms. Reliable products, meant for lasting over time, they are suitable both for exteriors and interiors. Doors are made in different versions, types and finishes, in order to meet the most diverse needs of our customers.

02

TECHNOLOGY AND FLEXIBILITY

- Flexibility of industrial manufacturing allowing the production of Light and Strong models, in the "push" and "pull" versions, also for extra standard sizes;
- Large stock availability allowing prompt delivery also for bulk orders.

SAFETY

Even if they are light and easy to handle, they are quite safe doors, thanks to sheets of different thickness used. Longitudinal lintels ensure the product utmost compactness. Additional locking devices (on request) guarantee a higher burglary resistant safety.

SERVICE

Cerrato company has got its own direct agents all over Italy and guarantees full assistance to its customers, starting from yard survey to **customized planning**. **Mechanical installation** is carried out by authorized personnel with ten year experience in the sector; **electric installation** is certified according to rules in force. **Delivery and distribution**, both vertical and horizontal, are carried out by Cerrato's own means of transport or by carriers entrusted by the company itself and are guaranteed as regards their safety. As it is provided by the rules in force (Legisl.Decree 81/08), in agreement with the Customer's Manager of the Safety plan, the Safety Operative Plan (SOP) is drawn up, in compliance with the "Safety and Coordination Plan" and with the correct application of the standard installation procedures. **After sale assistance** is guaranteed by Cerrato Points, authorized service points scattered over the territory.



CERRATO POINT →



VENDITA, INSTALLAZIONE E ASSISTENZA
CHIUSURE METALLICHE

www.cerratospa.com

LIGHT MODEL



Fixed frame consisting of suitably shaped profiles, being 10/10 thick, provided with fixing anchors.

Leaf consisting of galvanized and corrugated single sheet body being 6/10 thick and reinforced on the internal side by longitudinal lintels.

LIGHT E STRONG COLOUR PALETTE

STANDARD colours



OPTIONAL colours



RAL 1013 RAL 6005 RAL 7035



RAL 8019 RAL 9002 RAL 9010

STRONG MODEL



Fixed frame consisting of suitably shaped profiles, being 15/10 thick, provided with fixing anchors.

Leaf consisting of smooth single sheet body being 10/10 thick, reinforced on the internal side by longitudinal lintels.

MULTIPURPOSE COLOUR PALETTE

STANDARD colours



OPTIONAL colours



RAL 1013 RAL 1015 RAL 5010 RAL 5024 RAL 6000 RAL 7016 RAL 7024 RAL 7035



RAL 7038 RAL 8011 RAL 9001 RAL 9002 RAL 9010 RAL 9011 RAL 9016 RAL 9018

MULTIPURPOSE MODEL



Fixed frame consisting of galvanized "Z" type painted sheet profiles on the 4 sides, in order to make the door opening right-left reversible. Provided with fixing anchors.

Leaf consisting of double hollow sheet with a rigid fibre honeycomb structure placed between the two sheets. Product line painted with epoxy-polyester powders.



ACCESSORIES AND FANLIGHTS



GALVANIZED NET FAN LIGHT

On request: 10 x10 Wire 3 or 20x20 Wire 4

LIGHT AND STRONG ACCESSORIES



BEARING HINGE

Two winged.



LOCK

Interchangeable cylinder and internal and external handles.



VENT SLOTS

For external use - anti-rain.

MULTIPURPOSE ACCESSORIES



TOUCH BAR

For safety exit doors.



INSPECTION WINDOW

Round or rectangular with laminated glass 3+3 and black EPDM rubber seal.



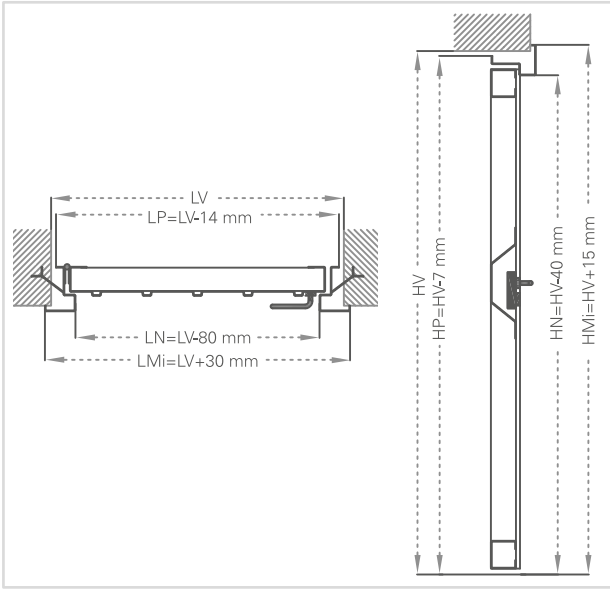
VENT GRID

Made from black plastic material. Both internal and external. Size: 489x99 mm.

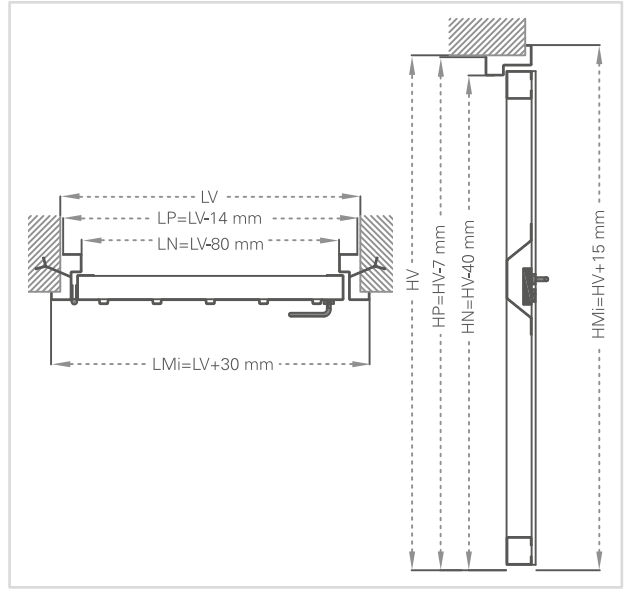


INTERNAL/EXTERNAL HANDLE

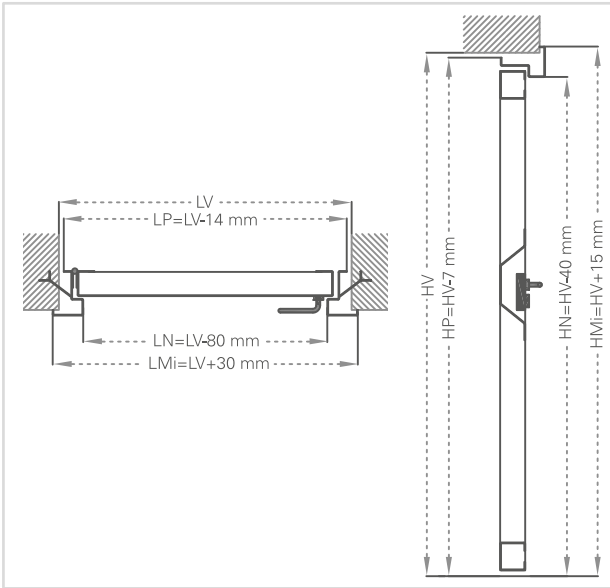
Made from nylon, black, provided with plate and yale cylinder for standard lock.



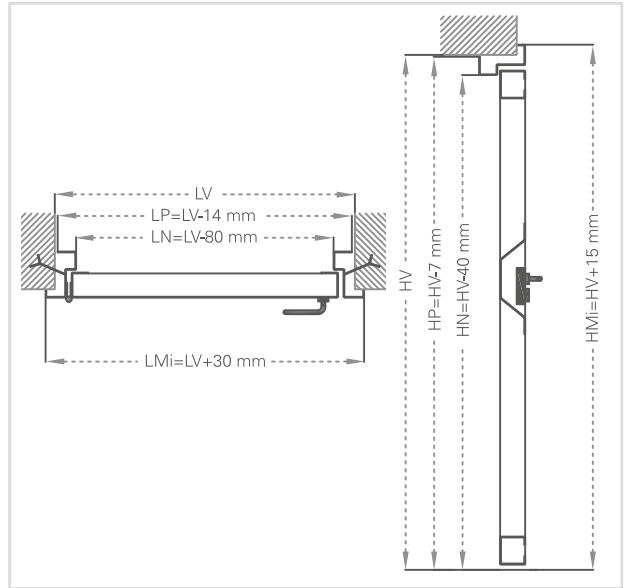
LIGHT MODEL - PUSH



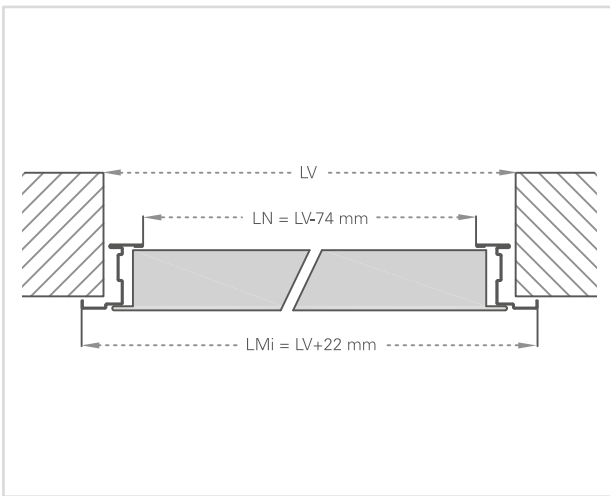
LIGHT MODEL - PULL



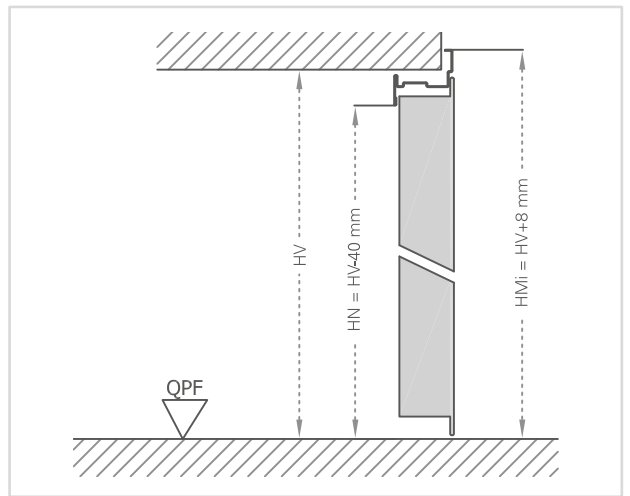
STRONG MODEL - PUSH



STRONG MODEL - PULL



MULTIPURPOSE MODEL - HORIZONTAL SECTION



MULTIPURPOSE MODEL - VERTICAL SECTION



ROLLER SHUTTERS

Customized solutions to enhance and protect spaces.



GARAGE DOORS

Solidity and ease of operation optimize space.



SECTIONAL DOORS

A modern system for prestigious buildings.



RETRACTABLE GATES

Protection with utmost visibility.









FIRE DOORS AND GATES







Certified solutions to guarantee insulation and safety.



RESIDENTIAL LINE

-  ROLLER SHUTTERS
-  GARAGE DOORS
-  SECTIONAL DOORS
-  RETRACTABLE GATES
-  CELLAR AND MULTIPURPOSE DOORS
-  FIRE DOORS AND GATES

INDUSTRIAL LINE

-  ROLLER SHUTTERS
-  FOLDING DOORS
-  SECTIONAL DOORS
-  SLIDING DOORS
-  EMERGENCY EXIT DOORS
-  CELLAR AND MULTIPURPOSE DOORS



*The most intelligent and safest way
to protect your borders.*