



CERRATO®

CHIUSURE METALLICHE

RETRACTABLE GATES

RESIDENTIAL AND COMMERCIAL LINE

Protection with utmost visibility.

www.cerratospa.com

CERRATO COMPANY

Cerrato company extends over a covered area of about 7.200 sq. mt, it avails itself of 40 expert collaborators and is one of the leading companies in southern Italy manufacturing metal closing systems, with a distribution covering the whole national territory and with commercial agencies based in Rome, Milan and Turin.

The history of Cerrato company dates back to about one hundred years ago, with the forefather Giovanni, a simple blacksmith forging locks and latches, started the business, developing that know how which since then is handed down from father to son. In the '70s, with the brothers Mario and Antonio, there was a turning point in the company's development, with the transformation of the old business of iron working into the industrial manufacturing of closing systems of any kind.

Gates, shutters and doors are manufactured using a technology and materials of a quality higher than standards, this is a virtue that a lot of our customers have recognized over years and for which they continue to choose Cerrato metal closing systems.

Today the company is represented by the young men Orlando and Giovanni Cerrato, who with the same temper of their grandfather and their parents, continue to manage their business in an innovative and efficient way, after having transformed it, in 2011, into **Cerrato chiusure metalliche S.p.A.**

Since 2013 the company has got a modern painting plant which allows to carry out any possible painting processes in its own premises, under the utmost safety, and with an optimization of times and costs and a minimum environmental impact thanks to its powder recycling plant.

Our secret is in our commitment to doing our work at best.





RETRACTABLE GATES

Practical and robust, Cerrato retractable gates allow an efficient protection and utmost visibility of your business premises. They are suitable also for residential buildings, thanks to the minimum space occupied, they can be easily installed also in already occupied premises. Safe and lasting safety system guarantees a continuous and safe use.

02

TECHNOLOGY AND FLEXIBILITY

- Upper carriages consisting of nylon wheels provided with bearings. They make gate operation easy and silent;
- Flexibility of industrial manufacturing allowing the production of tailor made closing systems, and a fast delivery;
- Powder painting that allows the personalization of this product with different finishes and colours and increases resistance to weather conditions.

SAFETY

The use of retractable gates, as supplement to business or residential doors, increases the safety level of properties. The thickness of the materials used and the lock shelter, provided with Yale or safety cylinder, in a closed and air tight jamb, guarantee anti-intrusion robber proof safety.

SERVICE

Cerrato company has got its own direct agents all over Italy and guarantees full assistance to its customers, starting from yard survey to **customized planning**. **Mechanical installation** is carried out by authorized personnel with ten year experience in the sector; **electric installation** is certified according to rules in force. **Delivery** and **distribution**, both vertical and horizontal, are carried out by Cerrato's own means of transport or by carriers entrusted by the company itself and are guaranteed as regards their safety. As it is provided by the rules in force (Legisl.Decree 81/08), in agreement with the Customer's Manager of the Safety plan, the Safety Operative Plan (SOP) is drawn up, in compliance with the "Safety and Coordination Plan" and with the correct application of the standard installation procedures. **After sale assistance** is guaranteed by Cerrato Points, authorized service points scattered over the territory.



CERRATO POINT →

VENDITA, INSTALLAZIONE E ASSISTENZA
CHIUSURE METALLICHE


 www.cerratospa.com

STANDARD AND EUROPA

MODELS



EUROPA MODEL



STANDARD MODEL

Gates made from galvanized first quality steel profiles, "U" shaped" of mm 15x15x15 vertically paired and joined by flat pantographed profiles, parallelogram shaped folding (Standard model) or curvilinear folding (Europa model) with special riveted studs and their bushes. Upper driving truck supports on ball bearings, sliding inside a steel "C" shaped guide. Side terminal guides hidden by masonry or visible, 90° and 180° turning inside and outside. Bottom guides fixed or collapsible in order to remove encumbrances for pedestrian passage.

PAINTED FINISH

Polyester powder painting (suitable for external use) ensures higher protection against weather conditions, thus giving a better aesthetic appearance to the product.

The wide selection of colours and finishes makes the product adaptable to any environment.



RAL STANDARD COLOURS

	RAL 9010 PURE WHITE		RAL 6005 MOSS GREEN
	RAL 1013 OYSTER WHITE		RAL 8019 GREY BROWN
	RAL 7035 LIGHT GREY		

RAL SEMI STANDARD COLOURS

	RAL 9002 GREY WHITE		RAL 1015 LIGHT IVORY		RAL 7040 WINDOW GREY		RAL 6002 LEAF GREEN
	RAL 9016 TRAFFIC WHITE		RAL 1001 BEIGE		RAL 7024 GRAPHITE GREY		RAL 8017 CHOCOLATE BROWN
	RAL 9001 CREAM		RAL 1019 GREY BEIGE		RAL 7044 SILK GREY		RAL 8014 SEPIA BROWN
	RAL 9005 JET BLACK		RAL 9006 WHITE ALUMINIUM		RAL 6018 YELLOW GREEN		RAL 8001 OCHRE BROWN
	RAL 9018 PAPYRUS WHITE		RAL 7046 TELE 2 GREY		RAL 6029 MINT GREEN		RAL 8008 OLIVE BROWN
	RAL 9003 SIGNAL WHITE		RAL 7016 ANTHRACITE GREY		RAL 6001 EMERALD GREEN		RAL 8024 BEIGE BROWN
	RAL 5010 GENTIAN BLUE		RAL 7001 SILVER GREY		RAL 6009 FIR GREEN,		RAL 8028 TERRA BROWN
	RAL 5015 BLUE SKY		RAL 7011 IRON GREY		RAL 6024 TRAFFIC GREEN		

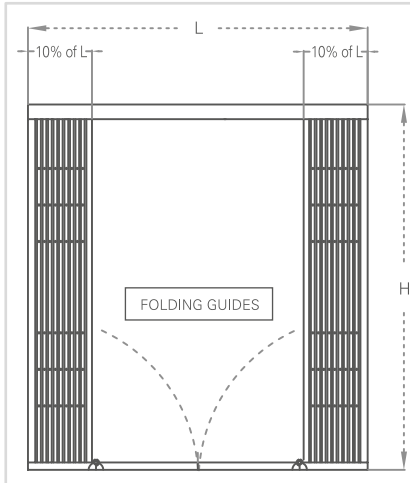
The colours here reproduced are only indicative.



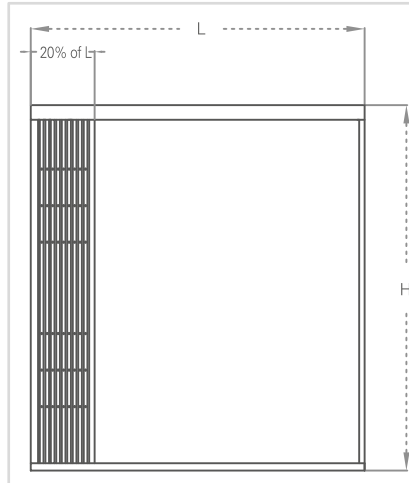
HINGE DETAIL FOR FOLDING GUIDE



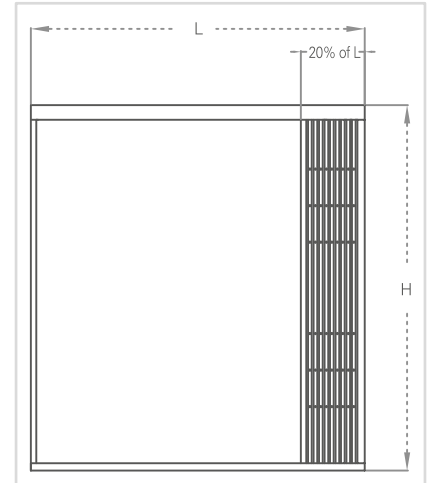
YALE LOCK HOUSED WITHIN THE JAMB



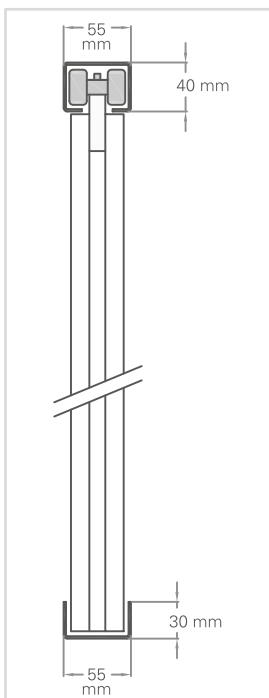
FRONT VIEW - OPEN
2 LEAVES



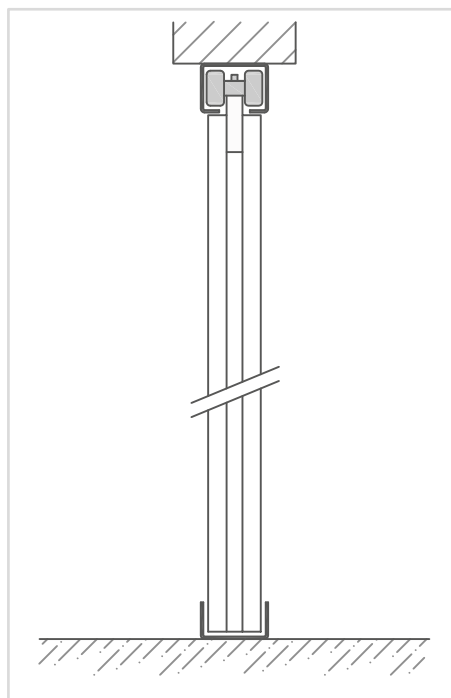
FRONT VIEW - OPEN
1 LEFT LEAF - EXTERNAL VIEW



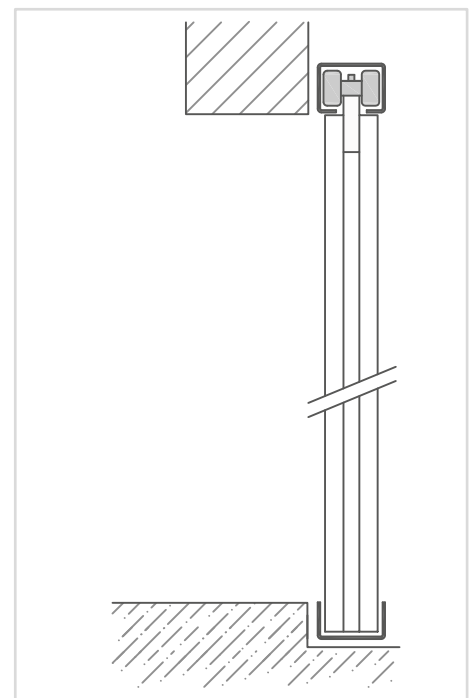
FRONT VIEW - OPEN
1 RIGHT LEAF - EXTERNAL VIEW



SIDE SECTION



INSIDE WALL OPENING INSTALLATION



OUTSIDE WALL OPENING INSTALLATION



ROLLER SHUTTERS

Customized solutions to enhance and protect spaces.



GARAGE DOORS

Solidity and ease of operation optimize space.



SECTIONAL DOORS

A modern system for prestigious buildings.



CELLAR AND MULTIPURPOSE DOORS

Ease of operation and resistance challenging time.









FIRE DOORS AND GATES







Certified solutions to guarantee insulation and safety.



RESIDENTIAL LINE

-  ROLLER SHUTTERS
-  GARAGE DOORS
-  SECTIONAL DOORS
-  RETRACTABLE GATES
-  CELLAR AND MULTIPURPOSE DOORS
-  FIRE DOORS AND GATES

INDUSTRIAL LINE

-  ROLLER SHUTTERS
-  FOLDING DOORS
-  SECTIONAL DOORS
-  SLIDING DOORS
-  EMERGENCY EXIT DOORS
-  CELLAR AND MULTIPURPOSE DOORS



*The most intelligent and safest way
to protect your borders.*